

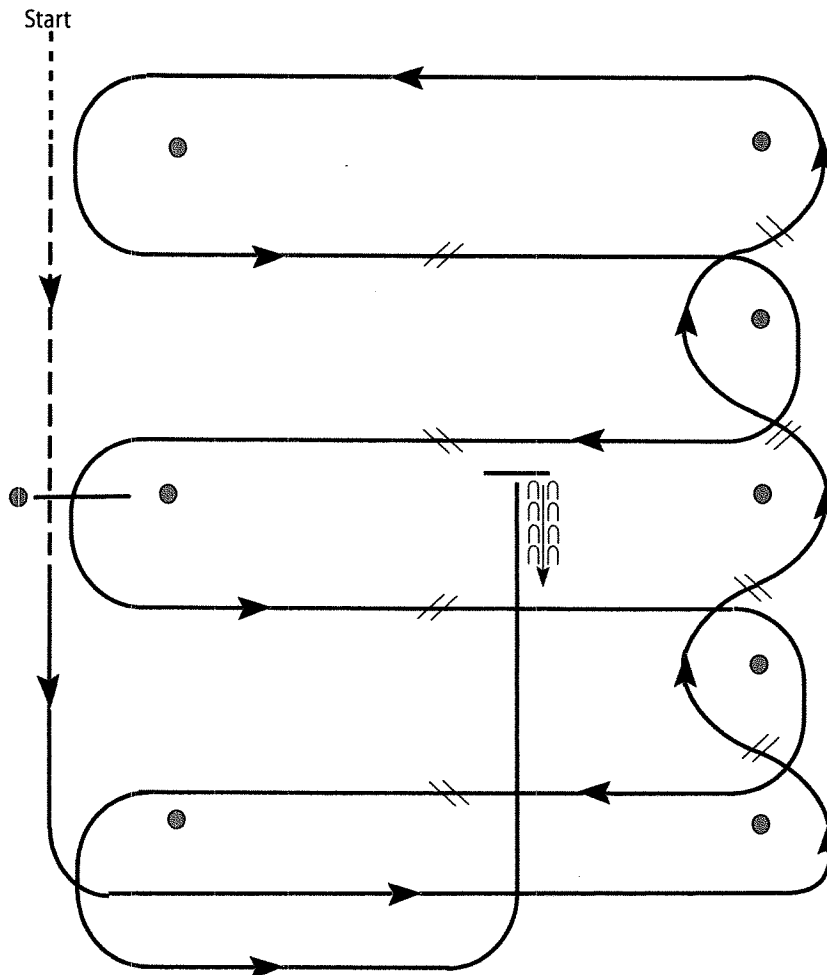
Fox Lea Farm Super Eight

All Western Riding

Show Date: 03/22/2019

w w w . H o r s e S h o w P a t t e r n s . c o m

w w w . H o r s e S h o w P a t t e r n s . c o m



1. Walk and jog over log.
2. Transition to lope and lope around end.
3. First line change.
4. Second line change.
5. Third line change.
6. Fourth line change and lope around the end of the arena.
7. First crossing change.
8. Second crossing change.
9. Lope over log.
10. Third crossing change.
11. Fourth crossing change.
12. Lope up the center, stop and back.

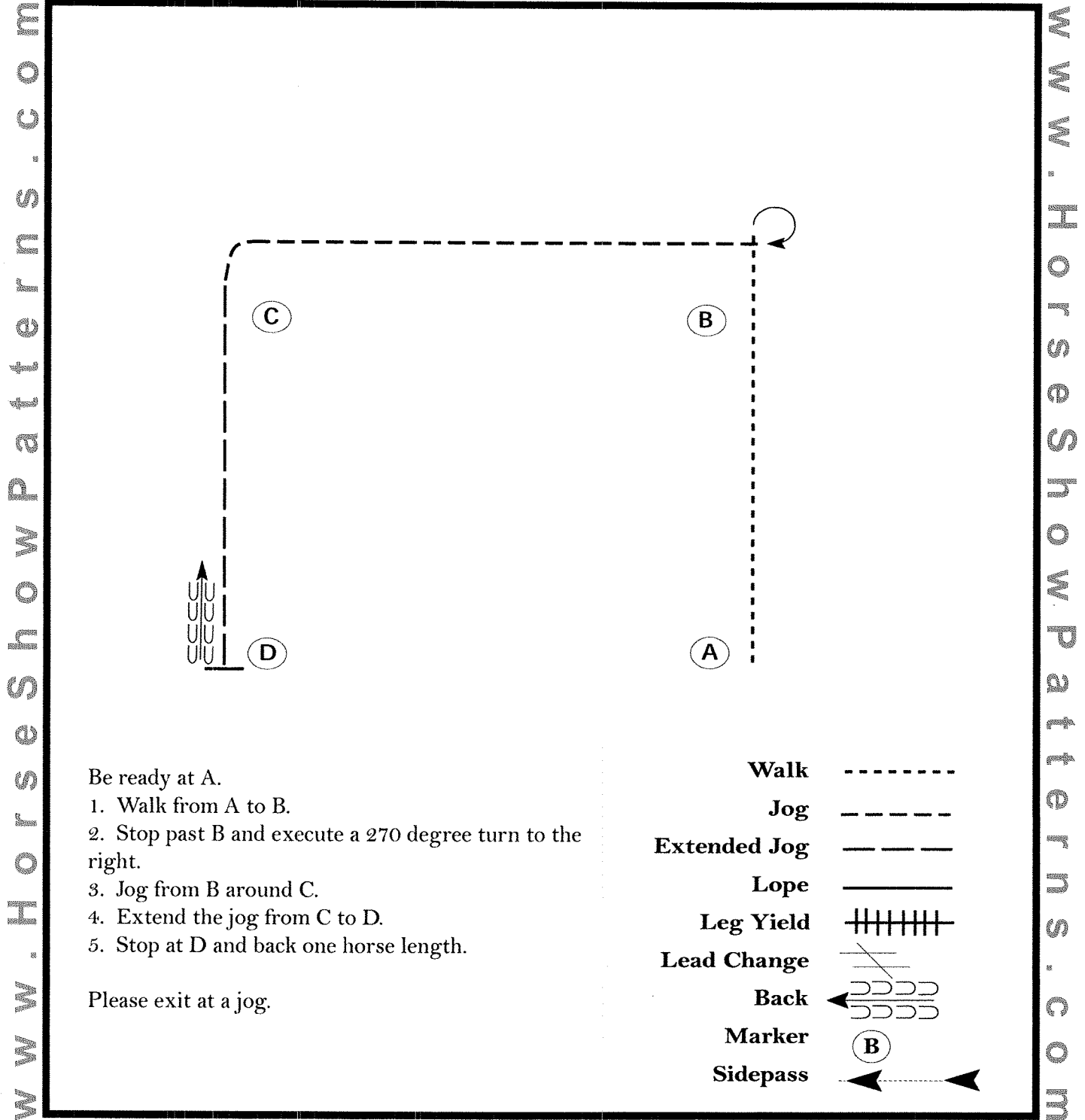
[WR/OP-1]

Pattern Provided by:
Melissa J. Proulx

Fox Lea Farm Super Eight

Western Equitation (Walk Trot, Yth and Non-Pro)

Show Date: 03/22/2019



[WH/WT-23]

Pattern Provided by:
Melissa J. Proulx

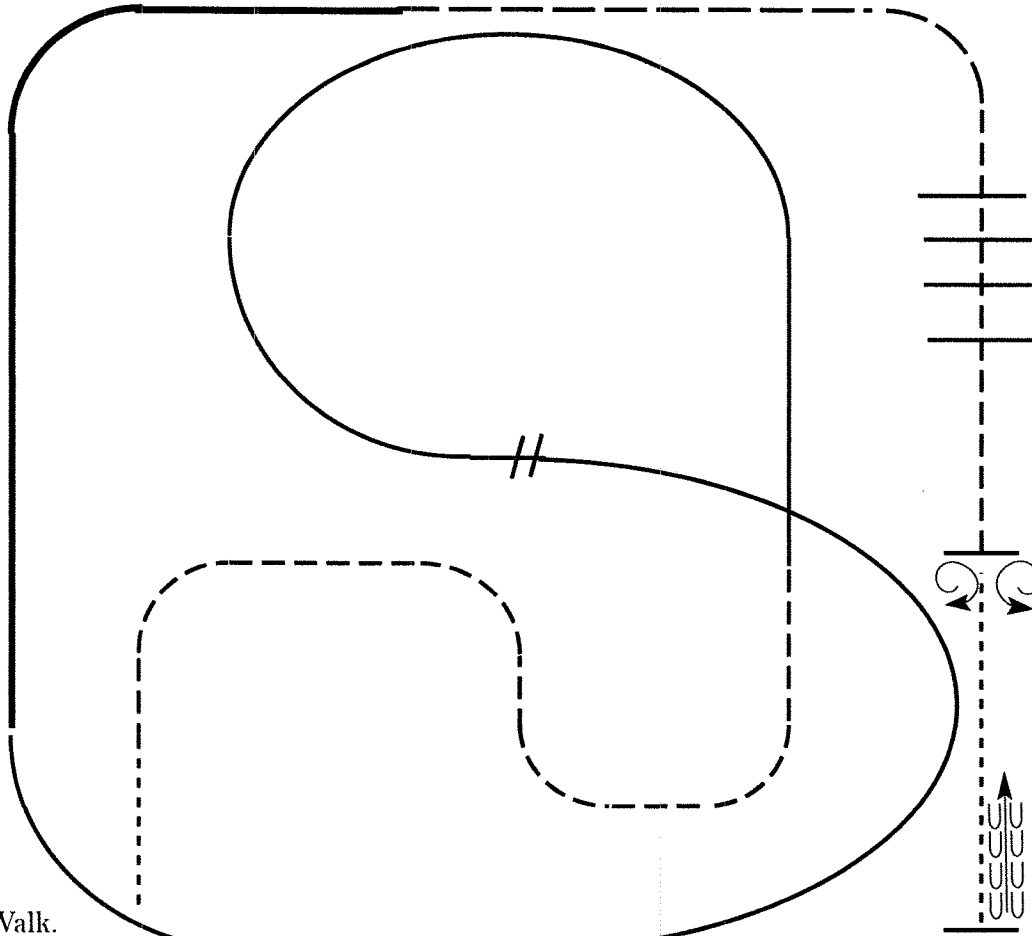
Fox Lea Farm Super Eight

All Ranch Rlding

Show Date: 03/22/2019

www.HorseShowPatterns.com

www.HorseShowPatterns.com



1. Walk.
2. Trot serpentine
3. Lope left lead around end of arena and then diagonally across arena.
4. Change leads (simple or flying) and
5. Lope on the right lead around end of the arena.
6. Extend lope on the straight away around corner to center of arena.
7. Extend trot around corner of arena
8. Collect to a trot
9. Trot over poles
10. Stop do a 360 turn each direction (either direction 1st)
11. Walk, stop and back.

Walk	-----
Jog	- - - - -
Extended Jog	— — — —
Lope	—————
Lead Change	
Back	
Marker	(B)

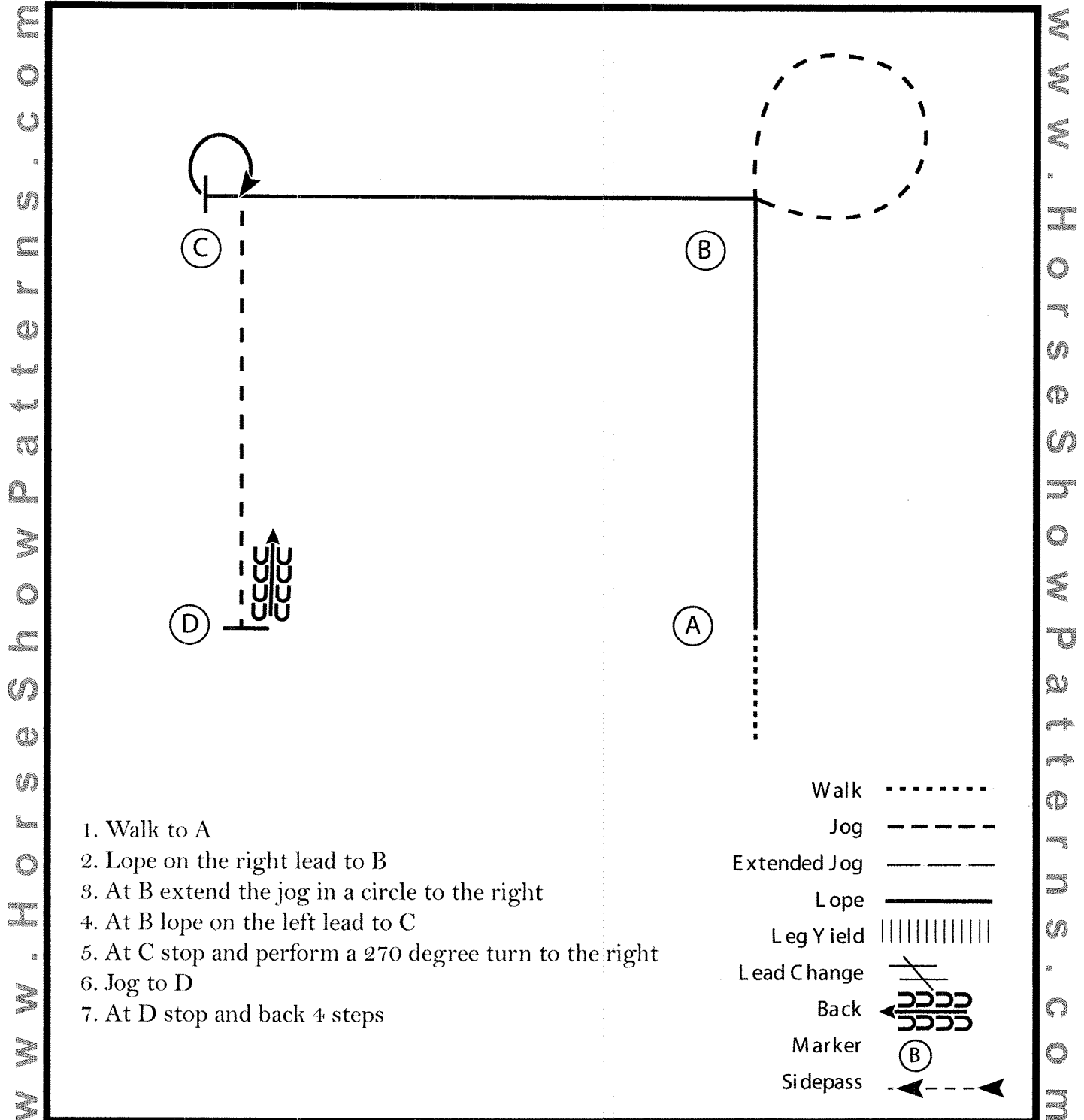
[RR/4]

Pattern Provided by:
Melissa J. Proulx




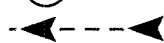
Fox Lea Farm Super Eight

Western Equitation (Novice Yth, Novice Non-Pro, 13 & Under, Masters)

Show Date: 03/22/2019



1. Walk to A
2. Lope on the right lead to B
3. At B extend the jog in a circle to the right
4. At B lope on the left lead to C
5. At C stop and perform a 270 degree turn to the right
6. Jog to D
7. At D stop and back 4 steps

- Walk (dotted line)
- Jog - - - - - (dashed line)
- Extended Jog - - - - - (long dashed line)
- Lope _____ (solid line)
- Leg Yield ||||| (vertical lines)
- Lead Change 
- Back 
- Marker (B) 
- Sidepass 

[WH/2-50]

Pattern Provided by:
Melissa J. Proulx

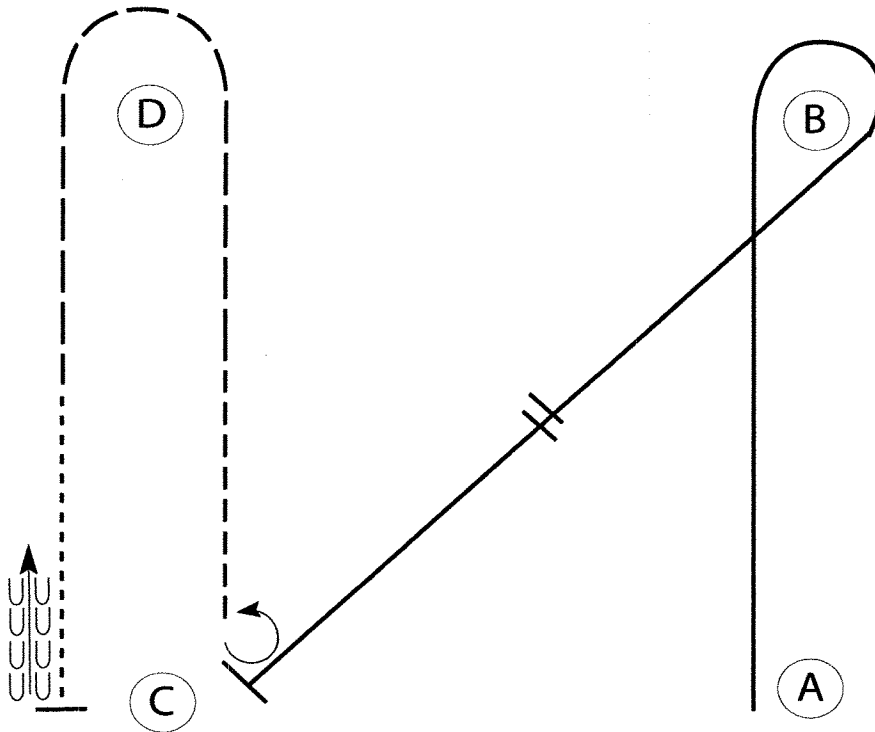
Fox Lea Farm Super Eight

Western Equitation (Yth 14-18, Non-Pro, 35&over)

Show Date: 03/22/2019

www.HorseShowPatterns.com

www.HorseShowPatterns.com



Be ready at A.

1. Lope on the right lead from A to and around B.
2. Halfway to C, perform a simple lead change.
3. Lope to C.
4. Stop and perform a 270 degree turn to the left.
5. Jog halfway to D.
6. Extend the jog to and around D.
7. Halfway to C, break to a walk.
8. Stop at C and back approximately one horse length.

Follow the instructions of your ring steward.

Walk	-----
Jog	- - - - -
Extended Jog	— — — —
Lope	—————
Leg Yield	
Lead Change	↘
Back	← ⊂ ⊂ ⊂ ⊂
Marker	⊙ B
Sidepass	← - - - - ←

[WH/2-71]

Pattern Provided by:
Melissa J. Proulx

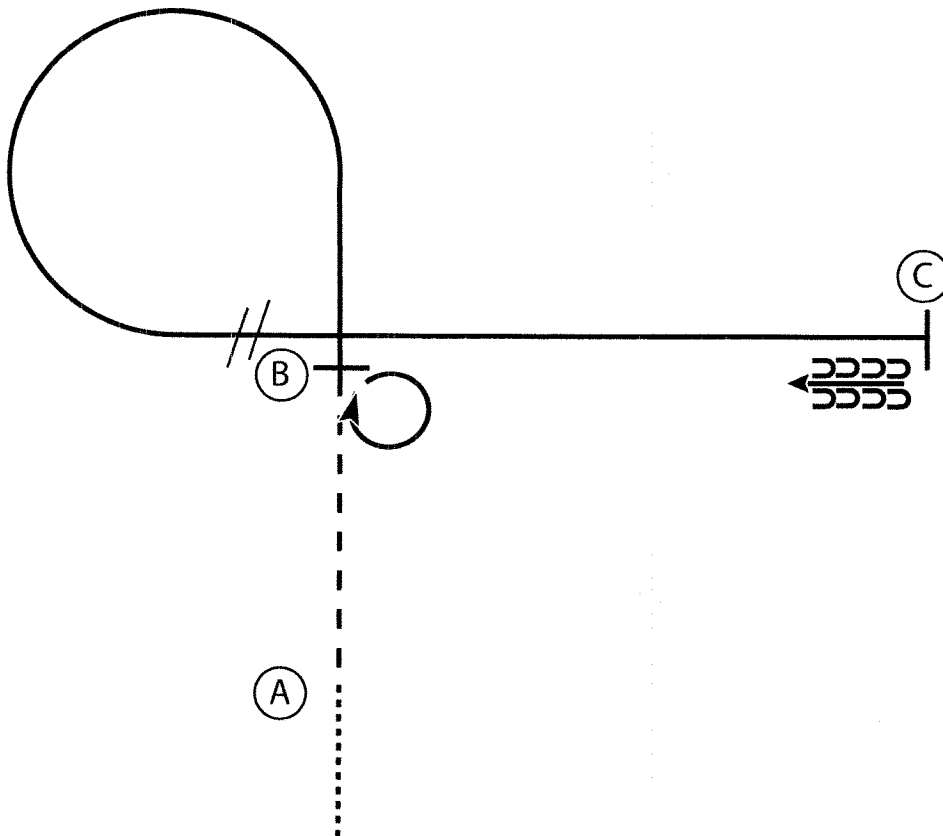
Fox Lea Farm Super Eight

Bareback Equitation (Yth and Non-Pro)

Show Date: 03/22/2019

www.HorseShowPatterns.com

www.HorseShowPatterns.com



1. Walk to A
2. At A jog to B
3. Stop at B and perform a 360 degree turn to the right
4. Lope a circle to the left
5. At B perform a lead change and continue to C
6. At C stop and back 5 steps

Walk
Jog	-----
Extended Jog	-----
Lope	—————
Leg Yield	
Lead Change	———/———
Back	←←← 55555
Marker	⊙ B
Sidepass	←-----→

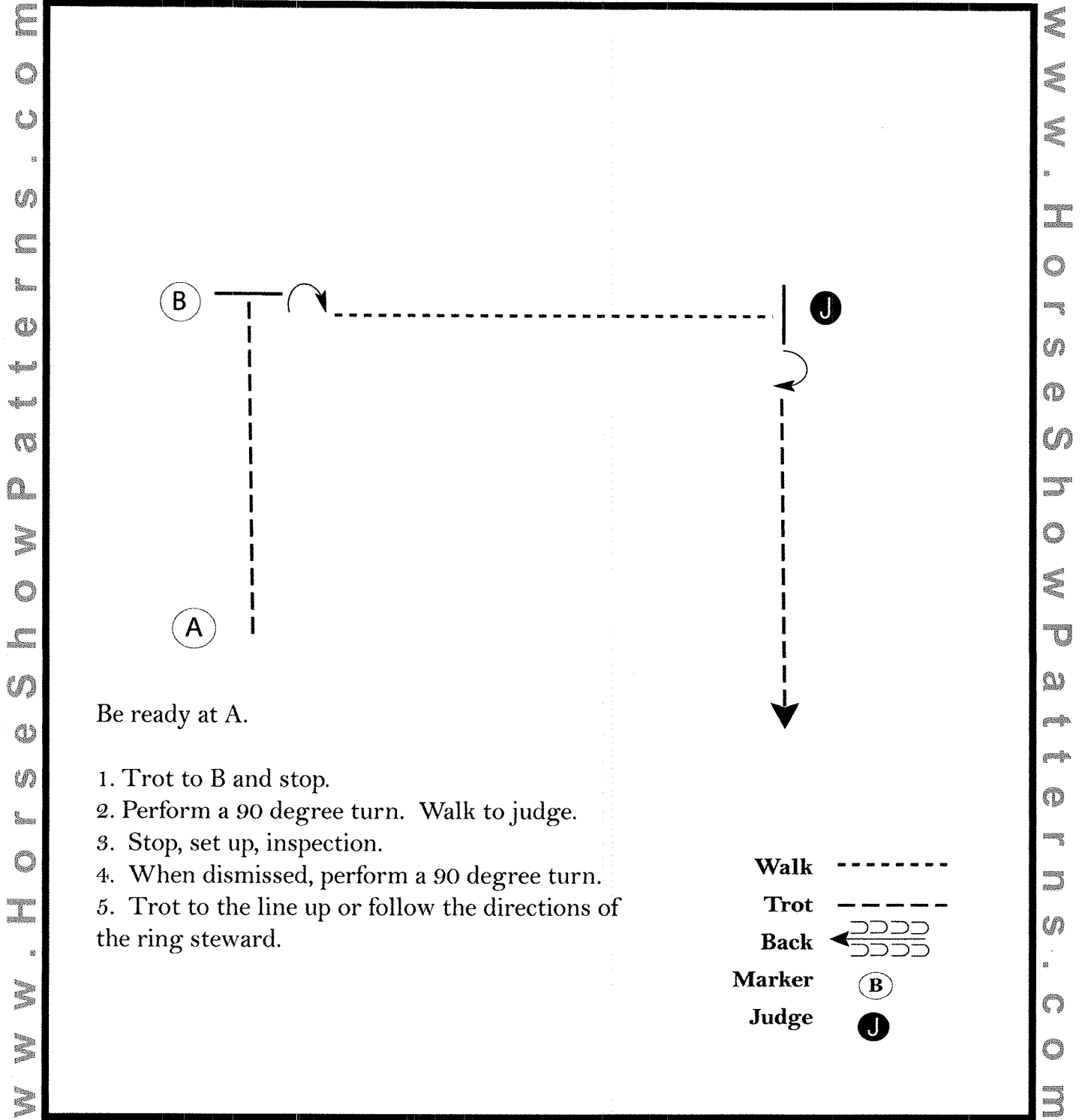
[WH/2-10]

Pattern Provided by:
Melissa J. Proulx

Fox Lea Farm Super Eight

Showmanship (All walk trot)

Show Date: 03/22/2019



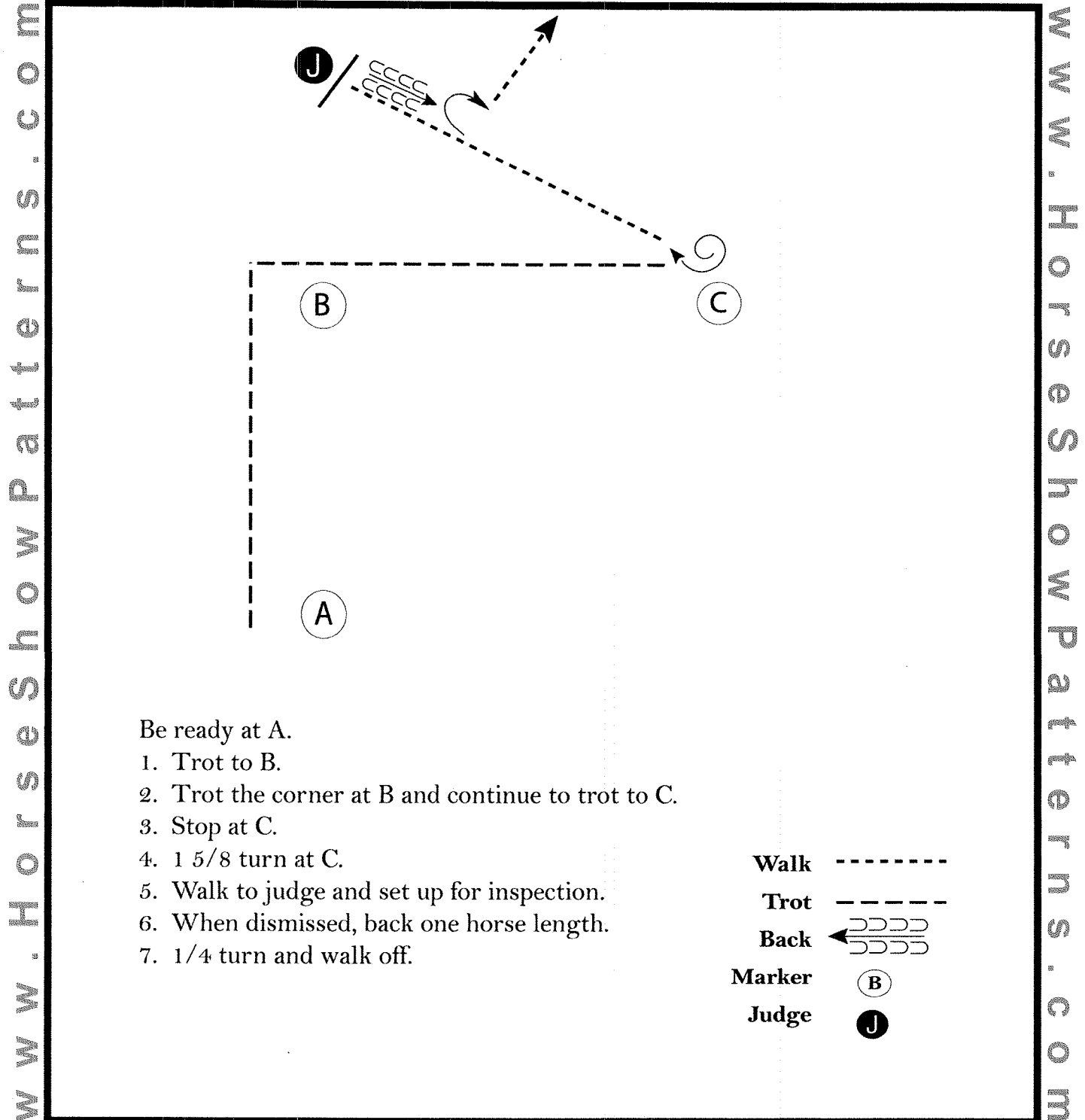
[S/WT-29]

Pattern Provided by:
Melissa J. Proulx

Fox Lea Farm Super Eight

Showmanship (14-18, Non Pro)

Show Date: 03/22/2019



Be ready at A.

1. Trot to B.
2. Trot the corner at B and continue to trot to C.
3. Stop at C.
4. 1 5/8 turn at C.
5. Walk to judge and set up for inspection.
6. When dismissed, back one horse length.
7. 1/4 turn and walk off.

Walk -----

Trot - - - - -

Back ←

Marker

Judge

[S/2-20]

Pattern Provided by:

Melissa J. Proulx

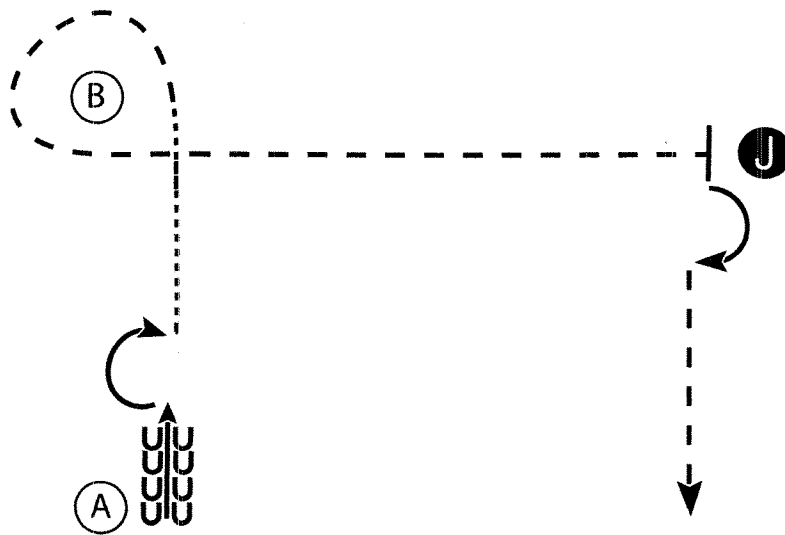
Fox Lea Farm Super Eight

Showmanship (35&over, Masters)

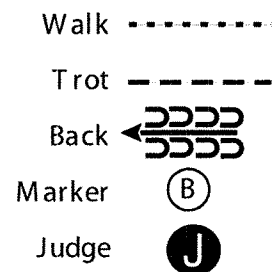
Show Date: 03/22/2019

W W W . H O R S E S H O W P A T T E R N S . C O M

W W W . H O R S E S H O W P A T T E R N S . C O M



1. At A back 4 steps
2. Perform a 180 degree turn
3. Walk to B
4. At B trot around B and to the judge, set up for inspection
5. When dismissed perform a 90 degree turn and trot straight away from the judge



[S/2-1]

Pattern Provided by:
Melissa J. Proulx

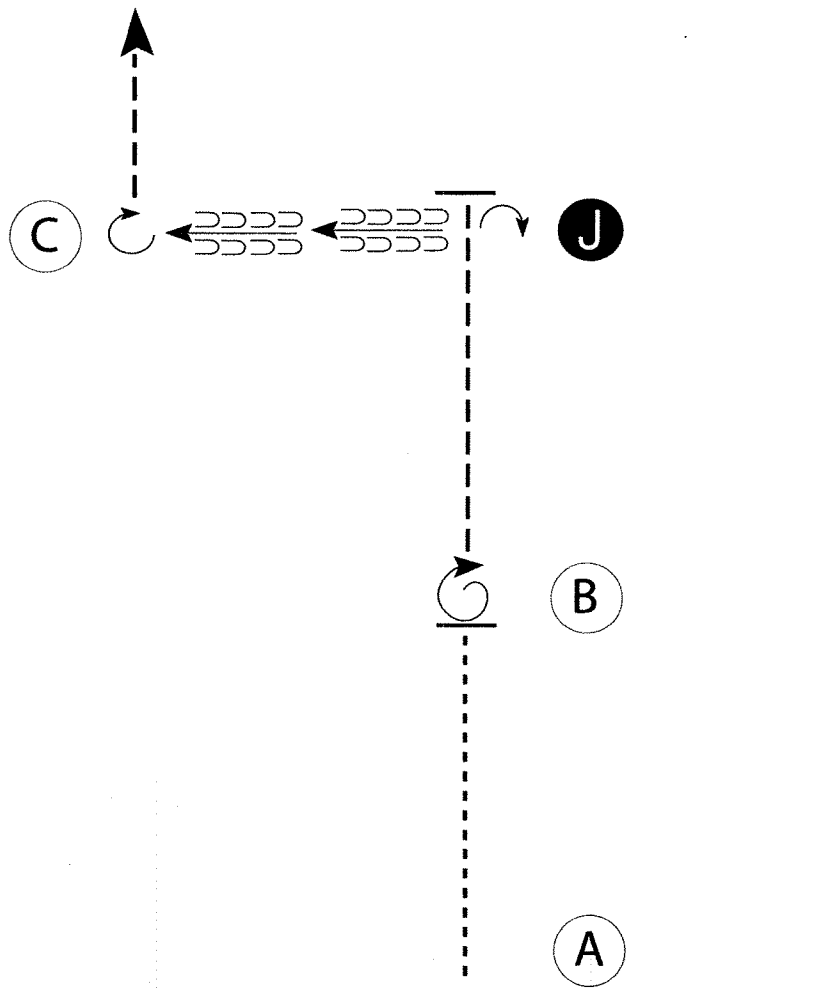
Fox Lea Farm Super Eight

English showmanship (18&under)

Show Date: 03/22/2019

w w w . H o r s e S h o w P a t t e r n s . c o m

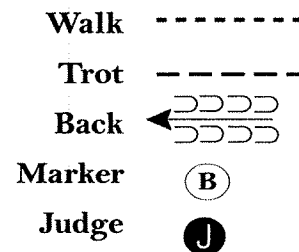
w w w . H o r s e S h o w P a t t e r n s . c o m



Be ready at A.

1. Walk A to B.
2. Stop at B and perform a 360 degree turn.
3. Trot until even with Judge.
4. Stop and perform a 90 degree turn; set up for inspection.
5. When dismissed, back to C.
6. Perform a 270 degree turn and trot straight away.

Follow the instructions of your ring steward.



[S/2-4]

Pattern Provided by:
Melissa J. Proulx

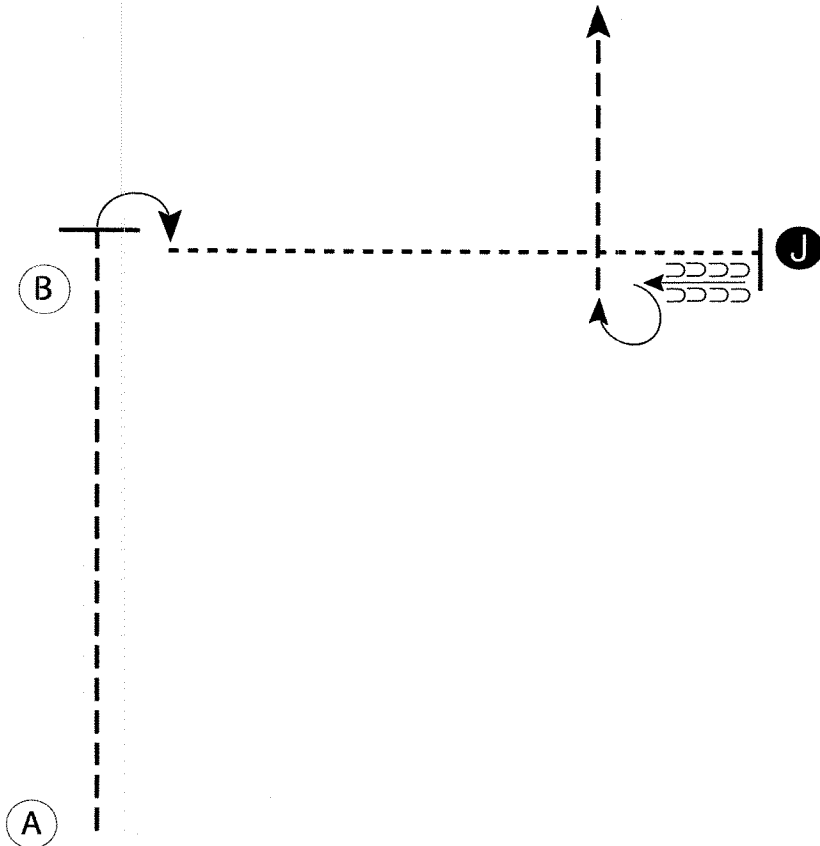
Fox Lea Farm Super Eight

Showmanship (All Novice, 13&under)

Show Date: 03/22/2019

www.HorseShowPatterns.com

www.HorseShowPatterns.com



1. Begin at A. Trot from A past B
2. Stop and perform a 90 degree turn
3. Walk to the Judge, stop and set up for inspection
4. When dismissed back one horse length and perform a 270 degree turn
5. Trot to the line-up

- Walk -----
- Trot - - - - -
- Back ← ← ← ← ←
- Marker (B)
- Judge (J)

[S/1-14]

Pattern Provided by:
Melissa J. Proulx

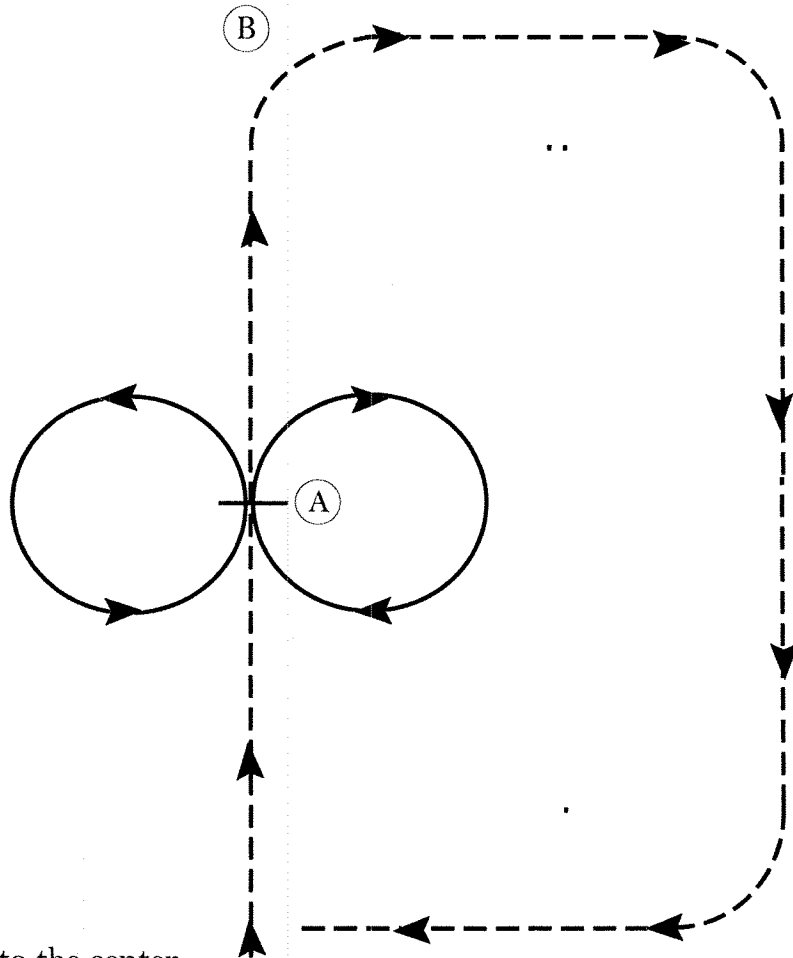
Fox Lea Farm Super Eight

Saddle Seat Equitation (Youth and Non-Pro)

Show Date: 03/22/2019

www.HorseShowPatterns.com

www.HorseShowPatterns.com



Enter the arena at the trot.

1. Trot down the center line to the center point of the arena (A). Stop briefly.
2. Canter a figure eight - the first circle clockwise and the second circle counter clockwise. Stop briefly.
3. Trot down the center line to the midpoint of the far end of the arena (B).
4. Make a right turn and proceed around the curve, down the straightaway, around the next curve and exit.

The workout has been completed - Thank You.

Walk	-----
Trot	- - - - -
Extended Trot	-----
Canter	-----
Lead Change	
Back	
Reference Point	(B)

[SSE/7]

Pattern Provided by:
Melissa J. Proulx

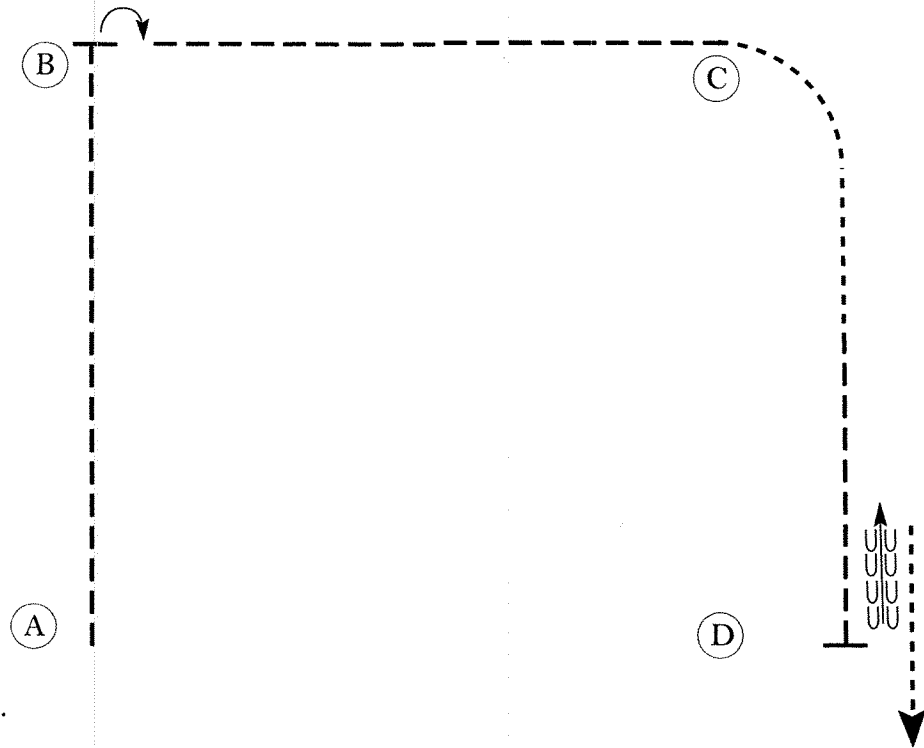
Fox Lea Farm Super Eight

Hunt Seat Eq (All walk trot)

Show Date: 03/22/2019

www.HorseShowPatterns.com

www.HorseShowPatterns.com



Be ready at A.

1. Posting trot on the left diagonal to B.
2. Stop at B and execute a 90 degree turn on the haunches to the right.
3. Posting trot on the right diagonal to C.
4. At C, drop to a walk and walk halfway to D.
5. Sitting trot to D.
6. Stop at D and back approximately one horse length.
7. Walk forward to and past D.

Follow the instructions of your ring steward.

Walk	-----
Trot	- - - - -
Extended Trot	— — — — —
Canter	—————
Leg Yield	
Lead Change	↙ ↘
Back	← ← ← ← ←
Marker	(B)
Sidepass	← ← ← ← ←
Hand Gallop	—————

[HSE/WT-43]

Pattern Provided by:
Melissa J. Proulx

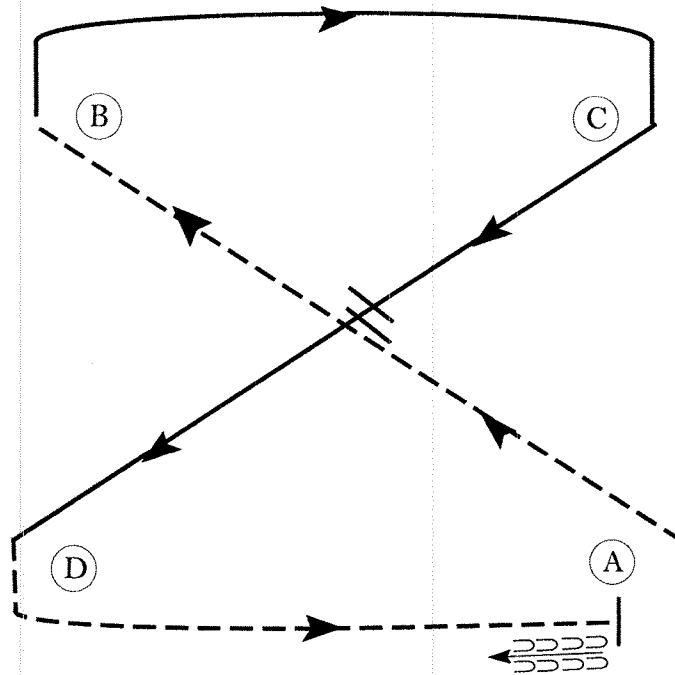
Fox Lea Farm Super Eight

Hunt Seat Eq (Masters, 35&over)

Show Date: 03/22/2019

www.HorseShowPatterns.com

www.HorseShowPatterns.com



Be ready at A.

1. Posting trot on the left diagonal to B.
2. Canter on the right lead to and around C and 1/2 way to D.
3. Change leads and canter to D.
4. Posting trot on the right diagonal to A.
5. Halt at A and back approximately one horse length.

Exit at a sitting trot.

Walk	-----
Trot	- - - - -
Extended Trot	-----
Canter	=====
Leg Yield	
Lead Change	
Back	←←←
Marker	Ⓚ
Sidepass	← - - - - →
Hand Gallop	=====

[HSE/2-24]

Pattern Provided by:
Melissa J. Proulx

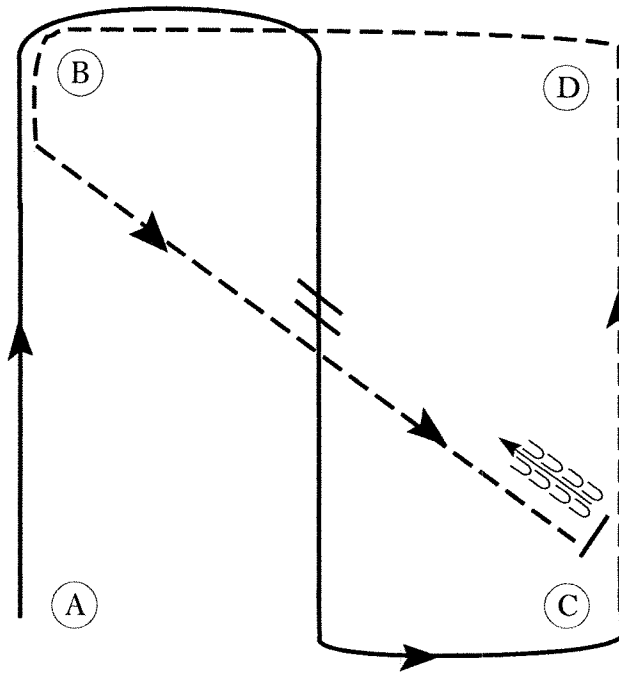
Fox Lea Farm Super Eight

Hunt Seat Eq (14-18, Non Pro)

Show Date: 03/22/2019

www.HorseShowPatterns.com

www.HorseShowPatterns.com



Be ready at A.

1. Canter on the right lead to and around B.
2. Halfway between B and C, change leads.
3. Canter on left lead to and around C.
4. Posting trot on the left diagonal from C to D.
5. At D, change diagonals and continue to trot to B.
6. At B, sitting trot to C.
7. Stop and back one horse length at C.

Walk	-----
Trot	-----
Extended Trot	-----
Canter	-----
Leg Yield	
Lead Change	///
Back	←←←←
Marker	(B)
Sidepass	←-----→
Hand Gallop	-----

[HSE/2-25]

Pattern Provided by:
Melissa J. Proulx

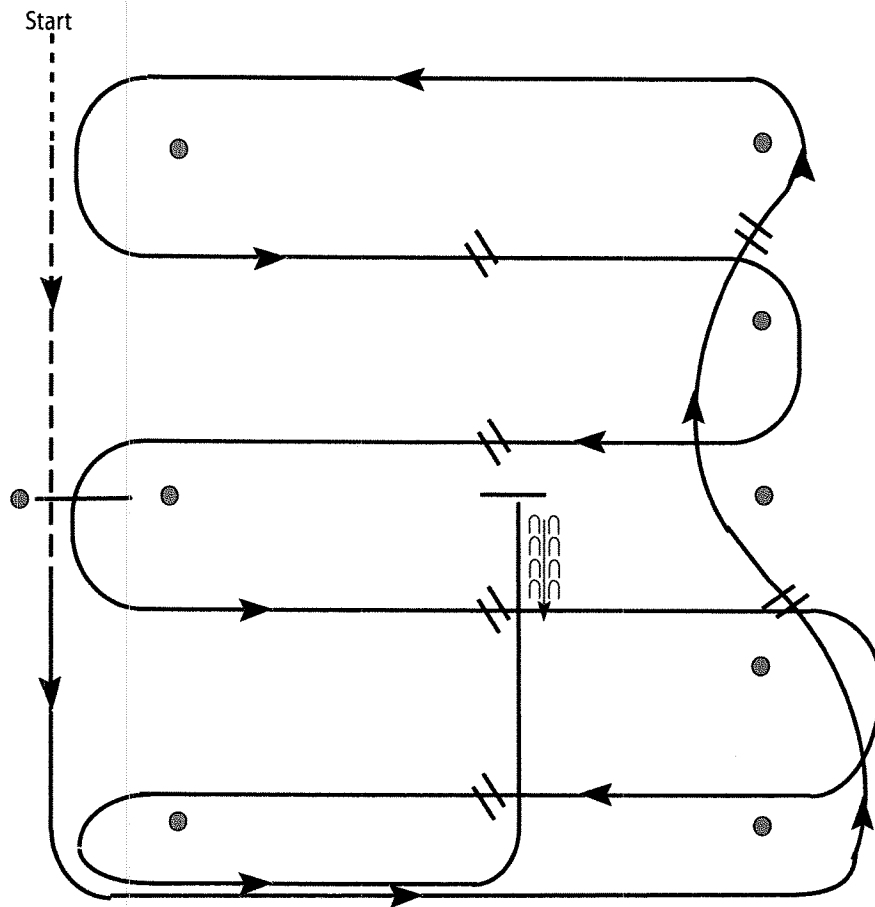
Fox Lea Farm Super Eight

Western Riding Green (Green)

Show Date: 03/22/2019

www.HorseShowPatterns.com

www.HorseShowPatterns.com



1. Walk at least 15' & jog over log.
2. Transition to left lead and lope around end.
3. First line change.
4. Second line change. Lope around end of arena
5. First crossing change.
6. Second crossing change.
7. Lope over log.
8. Third crossing change.
9. Fourth crossing change.
10. Lope up the center, stop and back.

[WR/GP-1]

Pattern Provided by:
Melissa J. Proulx

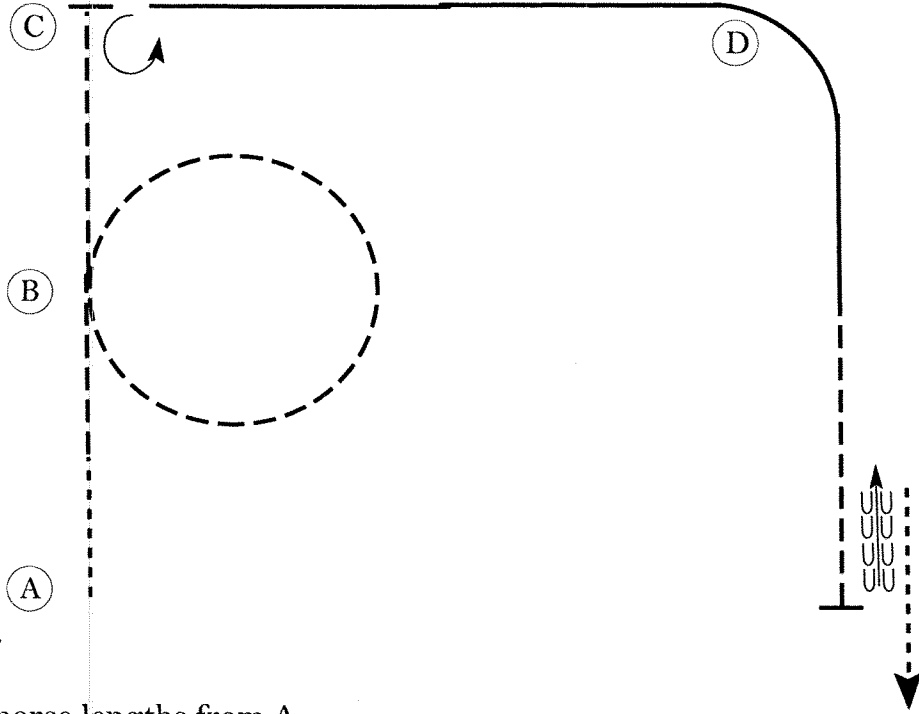
Fox Lea Farm Super Eight

Hunt Seat Eq. (All Novice, 13&under)

Show Date: 03/22/2019

www.HorseShowPatterns.com

www.HorseShowPatterns.com



Be ready at A.

1. Walk two horse lengths from A.
2. Sitting trot to B.
3. At B, trot a circle to the right on the left diagonal.
4. Continue trot to C.
5. Stop at C and perform a 270 degree turn on the hindquarters to the left.
6. Canter on the right lead to and around D.
7. When even with B, begin a posting trot on the right diagonal.
8. Stop when even with A and back approximately one horse length.

Walk away from D and follow the instructions of your ring steward.

Walk	-----
Trot	- - - - -
Extended Trot	-----
Canter	-----
Leg Yield	
Lead Change	↗ ↘
Back	←←←←←
Marker	(B)
Sidepass	←←←←←
Hand Gallop	-----

[HSE/2-44]

Pattern Provided by:
Melissa J. Proulx